



MIAC FOOTBALL

OCTOBER 9, 2008



2008 MIAC STANDINGS

Team	Conference Points				Overall Points			
	W-L-T	For	Opp	Pct	W-L-T	For	Opp	Pct
Augsburg College	2-0-0	73	42	1.000	4-0-0	152	80	1.000
Carleton College	2-0-0	38	21	1.000	4-0-0	109	48	1.000
Concordia College	2-0-0	33	13	1.000	3-1-0	92	61	.750
Univ. of St. Thomas	2-1-0	77	72	.667	3-1-0	112	82	.750
Saint John's Univ.	1-2-0	46	40	.333	3-2-0	97	61	.600
St. Olaf College	1-2-0	57	93	.333	3-2-0	97	107	.600
Gustavus Adolphus	1-2-0	60	75	.333	2-2-0	87	94	.500
Bethel University	1-2-0	35	50	.333	2-3-0	80	70	.400
Hamline University	0-3-0	56	69	.000	1-3-0	75	82	.250

THIS WEEK'S GAMES

October 11, 2008
 Hamline @ Saint John's 1 p.m.
 St. Thomas @ Concordia 1 p.m.
 Augsburg @ Carleton 1 p.m.
 St. Olaf @ Bethel 1 p.m.
 Gustavus @ Pacific Luth. (NC) 3:30 p.m.

LAST WEEK'S RESULTS

October 4, 2008
 St. Olaf 7 vs. Carleton 21
 Hamline 21 vs. Augsburg 24
 Bethel 14 vs. Saint John's 9
 Gustavus 22 vs. St. Thomas 30

D3football.com Top 25 Week 5

#	School (1st votes)	Rec.	Pts	Prev.
1	Mount Union (21)	4-0	621	1
2	UW-Whitewater (4)	4-0	596	2
3	Mary Hardin-Baylor	4-0	579	3
4	Capital	4-0	537	4
5	Muhlenberg	4-0	485	5
6	Wheaton (Ill.)	4-0	484	6
7	Wabash	4-0	458	7
8	UW-Eau Claire	3-1	406	9
9	North Central (Ill.)	4-0	405	8
10	Wash. & Jefferson	5-0	332	11
11	Wesley	2-1	317	12
12	Millsaps	5-0	315	13
13	Delaware Valley	3-1	296	16
14	Cortland State	4-0	288	15
15	Case Western Res.	4-0	266	14
16	Hardin-Simmons	4-1	238	21
17	Salisbury	4-1	225	17
18	Redlands	3-0	214	20
19	Trinity (Texas)	4-0	193	19
20	St. John Fisher	3-2	168	10
21	Willamette	5-0	138	23
22	Augsburg	4-0	90	--
23	Concordia	3-1	82	25
24	Hampden-Sydney	5-0	66	--
25	Otterbein	4-0	49	--

Others Receiving Votes: Saint John's - 10;
 Carleton - 10

AFCA Division III Coaches' Poll October 7, 2008

#	School (1st votes)	Rec.	Pts.	Last
1.	Mount Union (Ohio) (29)	4-0	989	1
2.	Wis.-Whitewater (11)	4-0	967	2
3.	Mary Hardin-Baylor (TX)	4-0	915	3
4.	Capital (Ohio)	4-0	862	4
5.	Wabash (Ind.)	4-0	779	6
6.	Muhlenberg (Pa.)	4-0	775	5
7.	North Central (Ill.)	4-0	744	7
8.	Wheaton (Ill.)	4-0	725	8
9.	Wash. & Jefferson (Pa.)	5-0	658	9
10.	Cortland St. (N.Y.)	4-0	559	12
11.	Millsaps (Mass.)	5-0	527	14
12.	Trinity (Texas)	4-0	496	13
13.	Wis.- Eau Claire	4-1	488	15
14.	Redlands (Calif.)	3-0	397	17
15.	Wesley (Del.)	2-1	379	18
16.	Case Western (Ohio)	4-0	376	19
17.	Hardin-Simmons (TX)	4-1	367	11
18.	Willamette (Ore.)	5-0	334	22
19.	Delaware Valley (Pa.)	3-1	312	21
20.	Salisbury (Md.)	4-1	233	23
21.	Montclair State (N.J.)	4-0	161	NR
22.	Hampden-Sydney (Va.)	5-0	121	NR
23.	Augsburg	4-0	107	NR
24.	Otterbein (Ohio)	4-0	84	NR
25.	St. John Fisher (N.Y.)	3-2	70	10

Others Receiving Votes: Concordia - 63; Carleton
 - 31; Bethel - 12

MIAC TITLES WON OR SHARED (CURRENT MIAC MEMBERS)

Team	No.	Last
Saint John's University	29	2006
Gustavus Adolphus	22	1987
Concordia College	18	2004
Univ. of St. Thomas	14	1990
St. Olaf College	6	1979
Hamline University	5	1988
Bethel University	4	2007
Augsburg College	2	1997
Carleton College	2	1992

2008 MIAC Preseason Football Coaches Poll

(First Place Votes in Parentheses)

1. Saint John's (6)
2. Bethel (2)
3. Concordia (1)
4. St. Thomas
5. St. Olaf
6. Augsburg
7. Gustavus
8. Carleton
9. Hamline





MIAC FOOTBALL

OCTOBER 9, 2008



ATHLETES OF THE WEEK



Ben Wartman

St. Thomas 1-1 MIAC, 2-1 Overall

Offensive Player of the Week - University of St. Thomas sophomore running back Ben Wartman (Prior Lake, Minn.) rushed for a career-high 196 yards on 27 carries with two touchdowns to lead the Tommies to a 30-22 victory at Gustavus. Wartman's 32-yard touchdown run in the first quarter put UST ahead 6-0 and set the tone. His 60-yard run in the final 3:00 of the first half led to a short TD that put UST ahead 16-0 at halftime. Wartman's rushes moved the chains nine times with first downs on the day to help UST post a 39:28 total in time of possession. Wartman, a converted receiver, ranks in the top two of MIAC running backs in running yards, yards per rush and TDs. He has 308 rushing yards in his last six quarters. St. Thomas takes a 3-1 record into Saturday's game at Concordia and under first-year head coach Glenn Caruso, the Tommies have already surpassed the 2007 win total.



So. Running Back
Prior Lake, Minn.



Sr. Cornerback
Gillette, Wyo.

Nathan Holm

Bethel University 1-2 MIAC, 2-3 Overall

Defensive Player of the Week - Bethel University senior cornerback Nathan Holm (Gillette, Wyo./ Campbell County) had eight tackles, a fumble recovery, an interception, and two pass break-ups in Bethel's 14-9 win over Saint John's on Saturday. Holm's fumble recovery came early in the third quarter on the Johnnies second play from scrimmage. The very next Saint John's possession, Holm intercepted a pass in the end zone on third-down and six, thus ending another Johnnie scoring opportunity in the red zone. Bethel's defense limited #16 Saint John's to just nine points and stopped them on fourth and goal on the Royal 1-yard line early in the first quarter.



Russell Gliadon

Saint John's University 1-2 MIAC, 3-2 Overall

Special Teams Player of the Week - Saint John's University senior kicker/punter Russell Gliadon (Fridley, Minn.) averaged 45.0 yards on four punts, including a long of 61 yards. Two of Gliadon's punts were booted inside Bethel's 20-yard line, while another barely rolled into the end zone for a touchback. Gliadon also connected on a 29-yard field goal, his only attempt of the game, which cut Bethel's lead to 7-3 with 2:51 remaining in the second quarter.












Sr. Kicker/Punter
Fridley, Minn.



MIAC FOOTBALL

OCTOBER 9, 2008



 <p>Augsburg (2-0 MIAC, 4-0)</p> <p>September 6 at Crown (NC) W, 49-14 13 Wartburg (NC) W, 30-24 (2OT) 27 St. Olaf W, 49-21</p> <p>October 4 at Hamline W, 24-21 11 at Carleton 1 p.m. 18 Concordia 1 p.m. 25 at Gustavus 1 p.m.</p> <p>November 1 St. Thomas 1 p.m. 8 at Saint John's 1 p.m. 13 Bethel (Metrodome) 7 p.m.</p>	 <p>Bethel (1-2 MIAC, 2-3)</p> <p>September 6 Concordia (Wis.) (NC) W, 38-10 13 at Wheaton (Ill.) (NC) L, 10-7 20 Carleton L, 14-17 27 at Concordia L, 7-24</p> <p>October 4 Saint John's W, 14-9 11 St. Olaf 1 p.m. 18 at Hamline 1 p.m.</p> <p>November 1 Gustavus 1 p.m. 8 at St. Thomas 1 p.m. 13 Augsburg (Metrodome) 7 p.m.</p>	 <p>Carleton (2-0 MIAC, 4-0)</p> <p>September 13 at Cornell (NC) W, 38-14 20 at Bethel W, 17-14 27 Macalester (NC) W, 33-13</p> <p>October 4 at St. Olaf W, 21-7 11 Augsburg 1 p.m. 18 Gustavus 1 p.m. 25 at St. Thomas 1 p.m.</p> <p>November 1 Hamline 1 p.m. 8 at Concordia 1 p.m. 15 Saint John's 1 p.m.</p>
 <p>Concordia (2-0 MIAC, 3-1)</p> <p>September 6 at Willamette (NC) L, 21-35 13 Dickinson State (NC) W, 38-13 20 at Saint John's W, 9-6 27 Bethel W, 24-7</p> <p>October 11 St. Thomas 1 p.m. 18 at Augsburg 1 p.m. 25 at Hamline 1 p.m.</p> <p>November 1 St. Olaf 1 p.m. 8 Carleton 1 p.m. 15 at Gustavus 1 p.m.</p>	 <p>Gustavus (1-2 MIAC, 2-2)</p> <p>September 13 at Coe (NC) W, 27-19 20 Hamline W, 21-14 27 at Saint John's L, 17-31</p> <p>October 4 St. Thomas L, 22-30 11 at Pacific Lutheran (NC) 3:30 p.m. 18 at Carleton 1 p.m. 25 Augsburg 1 p.m.</p> <p>November 1 at Bethel 1 p.m. 8 at St. Olaf 1 p.m. 15 Concordia 1 p.m.</p>	 <p>Hamline (0-3 MIAC, 1-3)</p> <p>September 13 Martin Luther (NC) W, 19-13 20 at Gustavus L, 14-21 27 at St. Thomas L, 21-24</p> <p>October 4 Augsburg L, 21-24 11 at Saint John's 1 p.m. 18 Bethel 1 p.m. 25 Concordia 1 p.m.</p> <p>November 1 at Carleton 1 p.m. 8 Macalester (NC) 1 p.m. 15 St. Olaf 1 p.m.</p>
 <p>Saint John's (1-2 MIAC, 3-2)</p> <p>September 6 East TX Baptist (NC) W, 29-15 13 UW-River Falls (NC) W, 22-6 20 Concordia L, 6-9 27 Gustavus W, 31-17</p> <p>October 4 at Bethel L, 9-14 11 Hamline 1 p.m. 18 at St. Thomas 1 p.m. 25 at St. Olaf 1 p.m.</p> <p>November 8 Augsburg 1 p.m. 15 at Carleton 1 p.m.</p>	 <p>St. Olaf (1-2 MIAC, 3-2)</p> <p>September 6 at Luther (NC) W, 23-14 13 Pacific Lutheran (NC) W, 17-0 20 St. Thomas W, 29-23 (6OT) 27 at Augsburg L, 21-49</p> <p>October 4 Carleton L, 7-21 11 at Bethel 1 p.m. 25 Saint John's 1 p.m.</p> <p>November 1 at Concordia 1 p.m. 8 Gustavus 1 p.m. 15 at Hamline 1 p.m.</p>	 <p>St. Thomas (2-1 MIAC, 3-1)</p> <p>September 6 Macalester (NC) W, 35-10 20 at St. Olaf L, 23-29 (6OT) 27 Hamline W, 24-21</p> <p>October 4 at Gustavus W, 30-22 11 at Concordia 1 p.m. 18 Saint John's 1 p.m. 25 Carleton 1 p.m.</p> <p>November 1 at Augsburg 1 p.m. 8 Bethel 1 p.m. 15 at Northwestern (NC) 1 p.m.</p>



MIAC FOOTBALL

OCTOBER 9, 2008



TEAM STATISTICS - CONFERENCE ONLY

SCORING OFFENSE

	G	TD	XP	2XP	DXP	FG	Saf	Pts	Avg
1. Augsburg College....	2	10	9	1	1	0	0	73	36.5
2. Univ. of St. Thomas..	3	10	8	0	0	3	0	77	25.7
3. Gustavus Adolphus...	3	8	7	1	0	1	0	60	20.0
4. St. Olaf College....	3	8	6	0	0	1	0	57	19.0
Carleton College....	2	5	5	0	0	1	0	38	19.0
6. Hamline University..	3	8	6	1	0	0	0	56	18.7
7. Concordia College...	2	4	4	0	0	1	1	33	16.5
8. Saint John's Univ....	3	6	4	0	0	2	0	46	15.3
9. Bethel University....	3	5	5	0	0	0	0	35	11.7

PASS OFFENSE

	G	Att	Cmp	Int	Pct.	Yds	Avg	TD	Yds/G
1. Augsburg College....	2	93	65	3	69.9	708	7.6	4	354.0
2. Carleton College....	2	71	45	4	63.4	514	7.2	4	257.0
3. Saint John's Univ....	3	123	67	3	54.5	769	6.3	4	256.3
4. Gustavus Adolphus...	3	105	63	5	60.0	731	7.0	6	243.7
5. Univ. of St. Thomas..	3	87	47	2	54.0	556	6.4	2	185.3
6. Hamline University..	3	83	49	1	59.0	544	6.6	3	181.3
7. St. Olaf College....	3	82	41	5	50.0	494	6.0	4	164.7
8. Bethel University...	3	64	31	4	48.4	325	5.1	0	108.3
9. Concordia College...	2	33	15	1	45.5	137	4.2	1	68.5

RUSHING OFFENSE

	G	Att	Yds	Avg	TD	Yds/G
1. Concordia College...	2	109	448	4.1	3	224.0
2. Univ. of St. Thomas..	3	142	535	3.8	7	178.3
3. St. Olaf College....	3	126	473	3.8	3	157.7
4. Bethel University...	3	116	343	3.0	4	114.3
5. Saint John's Univ....	3	99	261	2.6	2	87.0
6. Hamline University..	3	106	258	2.4	5	86.0
7. Carleton College....	2	69	144	2.1	1	72.0
8. Gustavus Adolphus...	3	84	193	2.3	1	64.3
9. Augsburg College....	2	46	88	1.9	4	44.0

TOTAL OFFENSE

	G	Rush	Pass	Plays	Yards	Avg/P	TD	Yds/G
1. Augsburg College....	2	88	708	139	796	5.7	8	398.0
2. Univ. of St. Thomas..	3	535	556	229	1091	4.8	9	363.7
3. Saint John's Univ....	3	261	769	222	1030	4.6	6	343.3
4. Carleton College....	2	144	514	140	658	4.7	5	329.0
5. St. Olaf College....	3	473	494	208	967	4.6	7	322.3
6. Gustavus Adolphus...	3	193	731	189	924	4.9	7	308.0
7. Concordia College...	2	448	137	142	585	4.1	4	292.5
8. Hamline University..	3	258	544	189	802	4.2	8	267.3
9. Bethel University...	3	343	325	180	668	3.7	4	222.7

FIRST DOWNS

	G	Rush	Pass	Pen	Total
1. Univ. of St. Thomas..	3	32	22	2	56
2. St. Olaf College....	3	27	22	4	53
3. Saint John's Univ....	3	19	30	2	51
4. Hamline University..	3	18	27	3	48
5. Augsburg College....	2	6	38	3	47
6. Bethel University...	3	25	14	5	44
7. Gustavus Adolphus...	3	9	30	4	43
8. Carleton College....	2	10	25	1	36
9. Concordia College...	2	26	5	2	33

TIME OF POSSESSION

	G	Total Time	Avg/G
1. Concordia College...	2	67:36	33:48
2. Univ. of St. Thomas..	3	99:17	33:05
3. Carleton College....	2	64:29	32:14
4. Augsburg College....	2	63:11	31:35
5. Hamline University..	3	89:25	29:48
6. Saint John's Univ....	3	87:57	29:19
7. St. Olaf College....	3	83:43	27:54
8. Gustavus Adolphus...	3	82:12	27:24
9. Bethel University...	3	82:10	27:23

SCORING DEFENSE

	G	TD	XP	2XP	DXP	FG	Saf	Pts	Avg
1. Concordia College...	2	2	1	0	0	0	0	13	6.5
2. Carleton College....	2	3	3	0	0	0	0	21	10.5
3. Saint John's Univ....	3	5	5	0	0	1	1	40	13.3
4. Bethel University...	3	6	5	0	0	3	0	50	16.7
5. Augsburg College....	2	6	4	1	0	0	0	42	21.0
6. Hamline University..	3	9	8	1	1	1	0	69	23.0
7. Univ. of St. Thomas..	3	10	7	1	0	1	0	72	24.0
8. Gustavus Adolphus...	3	10	9	0	0	2	0	75	25.0
9. St. Olaf College....	3	13	12	0	0	1	0	93	31.0

PASS DEFENSE

	G	Att	Cmp	Int	Pct.	Yds	Avg	TD	Yds/G
1. Saint John's Univ....	3	48	28	1	58.3	280	5.8	2	93.3
2. Carleton College....	2	53	28	4	52.8	303	5.7	0	151.5
3. Concordia College...	2	53	27	1	50.9	317	6.0	1	158.5
4. Augsburg College....	2	49	30	3	61.2	340	6.9	3	170.0
5. Gustavus Adolphus...	3	93	49	2	52.7	618	6.6	4	206.0
6. Bethel University...	3	113	58	6	51.3	618	5.5	2	206.0
7. Hamline University..	3	102	64	7	62.7	687	6.7	2	229.0
8. Univ. of St. Thomas..	3	111	60	2	54.1	749	6.7	7	249.7
9. St. Olaf College....	3	119	79	2	66.4	866	7.3	7	288.7

RUSHING DEFENSE

	G	Rushes	Yards	Avg.	TD	Yds/G
1. St. Olaf College....	3	103	181	1.8	3	60.3
2. Concordia College...	2	66	169	2.6	0	84.5
3. Univ. of St. Thomas..	3	101	260	2.6	2	86.7
4. Saint John's Univ....	3	141	317	2.2	3	105.7
5. Augsburg College....	2	68	216	3.2	3	108.0
6. Hamline University..	3	91	387	4.3	6	129.0
7. Gustavus Adolphus...	3	128	404	3.2	6	134.7
8. Bethel University...	3	126	466	3.7	4	155.3
9. Carleton College....	2	73	343	4.7	3	171.5

TOTAL DEFENSE

	G	Rush	Pass	Plys	Yards	Avg	TD	Yds/G
1. Saint John's Univ....	3	317	280	189	597	3.2	5	199.0
2. Concordia College...	2	169	317	119	486	4.1	1	243.0
3. Augsburg College....	2	216	340	117	556	4.8	6	278.0
4. Carleton College....	2	343	303	126	646	5.1	3	323.0
5. Univ. of St. Thomas..	3	260	749	212	1009	4.8	9	336.3
6. Gustavus Adolphus...	3	404	618	221	1022	4.6	10	340.7
7. St. Olaf College....	3	181	866	222	1047	4.7	10	349.0
8. Hamline University..	3	387	687	193	1074	5.6	8	358.0
9. Bethel University...	3	466	618	239	1084	4.5	6	361.3

OPPONENT 1ST DOWNS

	G	Rush	Pass	Pen	Total
1. Concordia College...	2	13	13	2	28
2. Carleton College....	2	16	13	2	31
3. Augsburg College....	2	15	15	2	32
4. Saint John's Univ....	3	20	11	3	34
5. Gustavus Adolphus...	3	23	26	2	51
6. Univ. of St. Thomas..	3	20	31	6	57
7. Hamline University..	3	23	34	1	58
8. St. Olaf College....	3	11	42	6	59
9. Bethel University...	3	31	28	2	61

|--Gained--| |---Lost---|

TURNOVER MARGIN

	G	Fum	Int	Tot	Fum	Int	Tot	Mar	Per/G
1. Augsburg College...	2	4	3	7	1	3	4	+3	1.50
Concordia College...	2	4	1	5	1	1	2	+3	1.50
3. Hamline University..	3	1	7	8	3	1	4	+4	1.33
4. Carleton College....	2	3	4	7	1	4	5	+2	1.00
5. Univ. of St. Thomas..	3	3	2	5	2	2	4	+1	0.33
6. Bethel University...	3	3	6	9	5	4	9	+0	0.00
7. Saint John's Univ....	3	2	1	3	3	3	6	-3	-1.00
8. Gustavus Adolphus...	3	1	2	3	2	5	7	-4	-1.33
9. St. Olaf College....	3	2	2	4	5	5	10	-6	-2.00



MIAC FOOTBALL

OCTOBER 9, 2008



INDIVIDUAL STATISTICS - CONFERENCE ONLY

RUSHING	Team	Cl	G	Att	Yds	Avg	TD	Yds/G	Long
1. Ben Wartman...	UST	SO	3	52	350	6.7	3	116.7	60
2. Cory Johnson...	CC	SR	2	32	201	6.3	0	100.5	18
3. Coty Watkins...	STO	SR	3	57	267	4.7	2	89.0	43
4. Logan Flannery...	BU	SO	3	66	251	3.8	2	83.7	39
5. Jon Lien.....	CAR	FR	2	31	117	3.8	1	58.5	18
6. Nick Bircham...	CC	SR	2	32	114	3.6	1	57.0	21
7. Jesse Nelson...	CC	SR	2	28	91	3.2	2	45.5	26
8. James Leary...	HU	SR	3	46	115	2.5	5	38.3	15
9. Kellen Blaser...	SJU	JR	2	15	69	4.6	0	34.5	17
10. Mike Duncombe...	UST	SO	3	42	97	2.3	0	32.3	12

PASSING AVG/GAME	Team	Cl	G	Att	Cmp	Int	Pct.	Yds	TD	Avg/G
1. Jordan Berg...	AUG	SR	2	93	65	3	69.9	708	4	354.0
2. Shane Henfling...	CAR	SR	2	70	45	3	64.3	514	4	257.0
3. Jordan Becker...	GAC	FR	3	105	63	5	60.0	731	6	243.7
4. Jordan Hansel...	SJU	JR	3	96	52	2	54.2	595	3	198.3
5. David Sauer...	UST	SR	3	84	45	2	53.6	549	2	183.0
6. James Leary...	HU	SR	3	83	49	1	59.0	544	3	181.3
7. John Haberman...	STO	JR	3	60	35	4	58.3	442	4	147.3
8. Jesse Nelson...	CC	SR	2	32	15	1	46.9	137	1	68.5
9. Caleb Graff...	BU	SO	2	28	14	1	50.0	136	0	68.0
10. Joe Boyle.....	SJU	SO	2	24	12	1	50.0	127	1	63.5

TOTAL OFFENSE	Team	Cl	G	Rush	Pass	Plays	Total	Yds/G
1. Jordan Berg...	AUG	SR	2	-14	708	103	694	347.0
2. Jordan Becker...	GAC	FR	3	8	731	127	739	246.3
3. Shane Henfling...	CAR	SR	2	-42	514	84	472	236.0
4. James Leary...	HU	SR	3	115	544	129	659	219.7
5. Jordan Hansel...	SJU	JR	3	10	595	109	605	201.7
6. David Sauer...	UST	SR	3	34	549	108	583	194.3
7. John Haberman...	STO	JR	3	82	442	109	524	174.7
8. Ben Wartman...	UST	SO	3	350	0	52	350	116.7
9. Jesse Nelson...	CC	SR	2	91	137	60	228	114.0
10. Cory Johnson...	CC	SR	2	201	0	32	201	100.5

RECEIVE YDS/GAME	Team	Cl	G	Rec	Yds	TD	Avg/C	Yds/G	Long
1. Matt Frank.....	CAR	SR	2	21	273	3	13.0	136.5	49
2. Chad Arlt.....	GAC	FR	3	22	374	3	17.0	124.7	99
3. Fritz Waldvogel	UST	FR	3	23	363	2	15.8	121.0	65
4. Royce Winford...	AUG	SR	2	21	210	4	10.0	105.0	22
5. M. Al-Hameed...	AUG	SO	1	9	102	0	11.3	102.0	15
6. B. Vanderheyden	SJU	JR	3	19	300	1	15.8	100.0	41
7. Jason Potts....	AUG	SR	2	15	169	0	11.3	84.5	39
8. Sean Lewis.....	HU	JR	3	12	226	2	18.8	75.3	69
9. Steve Ramey....	CAR	SR	2	7	131	1	18.7	65.5	30
10. Bryan Busack...	SJU	SR	3	12	194	2	16.2	64.7	42

ALL PURPOSE	Team	Cl	G	Rush	Rcv	PR	KR	Yds	Avg/G
1. Fritz Waldvogel	UST	FR	3	-4	363	12	87	458	152.7
2. Matt Frank.....	CAR	SR	2	0	273	0	0	273	136.5
3. Leon Clark.....	STO	FR	3	85	44	83	193	405	135.0
4. Chad Arlt.....	GAC	FR	3	-6	374	0	0	368	122.7
5. Ben Wartman...	UST	SO	3	350	0	0	0	350	116.7
6. Coty Watkins...	STO	SR	3	267	71	0	0	338	112.7
7. Jason Potts....	AUG	SR	2	55	169	0	0	224	112.0
8. Royce Winford...	AUG	SR	2	0	210	0	0	223	111.5
9. Cory Johnson...	CC	SR	2	201	6	0	0	207	103.5
10. M. Al-Hameed...	AUG	SO	1	0	102	0	0	102	102.0

INTERCEPTIONS	Team	Cl	G	Int	Yds	TD	Int/G	Long
1. Neil Kolstad...	CAR	SO	2	2	28	0	1.00	28
Tim Cornish....	BU	JR	3	3	27	0	1.00	15
Royce Winford..	AUG	SR	2	2	13	0	1.00	13
Team.....	CAR	FR	1	1	0	0	1.00	0
5. Brady Ervin....	UST	JR	3	2	67	1	0.67	50
Brady Lorenzen.	HU	JR	3	2	7	0	0.67	7
Dante Guthier...	HU	JR	3	2	-4	0	0.67	0
8. Donovan Bates..	AUG	SR	2	1	15	0	0.50	15
Larry Deeton...	HU	JR	2	1	12	0	0.50	12
Andrew Larson..	CC	JR	2	1	3	0	0.50	3

PASS EFFICIENCY	Team	Cl	G	Att	Cmp	Int	Pct.	Yds	TD	Eff.
1. Jordan Berg...	AUG	SR	2	93	65	3	69.9	708	4	141.6
2. Shane Henfling..	CAR	SR	2	70	45	3	64.3	514	4	136.3
3. John Haberman..	STO	JR	3	60	35	4	58.3	442	4	128.9
4. Jordan Becker...	GAC	FR	3	105	63	5	60.0	731	6	127.8
5. James Leary....	HU	SR	3	83	49	1	59.0	544	3	123.6
6. Jordan Hansel..	SJU	JR	3	96	52	2	54.2	595	3	112.4
7. David Sauer....	UST	SR	3	84	45	2	53.6	549	2	111.6
8. Joe Boyle.....	SJU	SO	2	24	12	1	50.0	127	1	99.9
9. Jesse Nelson...	CC	SR	2	32	15	1	46.9	137	1	86.9
10. Caleb Graff....	BU	SO	2	28	14	1	50.0	136	0	83.7

PUNTING	Team	Cl	G	Punts	Yds	Avg	Long
1. A.C. Clothier..	UST	JR	3	11	438	39.8	61
2. Matt Nelson...	STO	SR	3	10	372	37.2	52
3. Russell Gliadon	SJU	SR	3	17	617	36.3	61
4. Erik Fabry....	CAR	FR	2	12	425	35.4	54
5. Kevin Ness....	BU	JR	3	21	743	35.4	48
6. D. Williamson..	CC	JR	2	16	551	34.4	44
7. J. Christophers	AUG		1	3	101	33.7	39
8. Devin Swanberg.	HU	SR	3	12	401	33.4	48
9. Matt Knutson...	GAC	FR	3	10	330	33.0	40

SCORING	Team	Cl	G	TD	XPT	FG	2XP	Pts	Pts/G
1. Royce Winford..	AUG	SR	2	4	0	0	4	28	14.0
2. James Leary....	HU	SR	3	5	0	0	0	30	10.0
3. Matt Frank.....	CAR	SR	2	3	0	0	0	18	9.0
Jason Potts....	AUG	SR	2	3	0	0	0	18	9.0
5. J. Chrstphrson.	AUG	SO	1	0	7	0	0	7	7.0
6. Chad Arlt.....	GAC	FR	3	3	0	0	2	20	6.7
7. Paul Shol.....	CC	SR	1	1	0	0	0	6	6.0
Jesse Nelson...	CC	SR	2	2	0	0	0	12	6.0
Coty Watkins...	STO	SR	3	3	0	0	0	18	6.0
Ben Wartman....	UST	SO	3	3	0	0	0	18	6.0

TACKLES (All positions)	Player	Team	Cl	G	Pos	Solo	Ast	Total	Avg/G	Sack
1. Ryan Wimmer....	SJU	JR	3	LB	14	20	34	11.3	1.0	
2. Drew Ziller....	CAR	SR	2	DB	13	9	22	11.0	2.0	
3. Trent Pearson..	BU	SO	3		23	9	32	10.7	0.0	
Nate Voronyak..	BU	SR	3		22	10	32	10.7	1.0	
5. Nick Kotsmith..	SJU	SR	3	LB	20	11	31	10.3	1.0	
6. Darin Schwarze.	BU	SR	3		17	13	30	10.0	0.0	
Adam Concannon.	STO	JR	3	LB	12	18	30	10.0	0.0	
8. Joe Welch.....	GAC	FR	3		15	14	29	9.7	0.0	
9. Tommy Becker...	UST	JR	3	LB	13	14	27	9.0	1.0	
10. Dante Guthier...	HU	JR	3		17	9	26	8.7	0.0	
Ethan Eid.....	SJU	JR	3	LB	7	19	26	8.7	0.0	

SACKS	Team	Cl	G	Pos	Solo	Ast	Yds	Total	Avg/G
1. Aaron Mills....	BU	SR	3	DE	3	0	15	3.0	1.00
2. M. Williams jr.	STO	SR	3	DE	2	1	19	2.5	0.83
Tony Danna....	UST	SO	3	LB	2	1	16	2.5	0.83
Wyatt Delgado..	UST	SO	3	LB	2	1	14	2.5	0.83
5. Drew Ziller...	CAR	SR	2	DB	2	0	23	2.0	1.00
Tim Kane.....	CAR	SR	2	DE	2	0	7	2.0	1.00
Alex Glasenapp.	AUG	JR	2	DL	2	0	7	2.0	1.00
8. Zach Wilson....	HU	SR	3		2	0	4	2.0	0.67
9. ClintonStrother	CC	SR	2	DE	1	1	11	1.5	0.75
T. Aufderheide.	CC	JR	2	DT	1	1	8	1.5	0.75

TACKLES FOR LOSS	Team	Cl	G	Pos	Solo	Ast	Yds	Total	Avg/G
1. M. Williams jr.	STO	SR	3	DE	7	4	33	9.0	3.00
2. Adam Concannon.	STO	JR	3	LB	2	4	6	4.0	1.33
Aaron Mills....	BU	SR	3	DE	4	0	16	4.0	1.33
4. Tommy Becker...	UST	JR	3	LB	1	5	14	3.5	1.17
5. Wyatt Delgado..	UST	SO	3	LB	2	2	15	3.0	1.00
Mark Peterson..	UST	SR	3	DL	3	0	7	3.0	1.00
7. Alex Glasenapp.	AUG	JR	2	DL	3	0	11	3.0	1.50
8. Zach Wilson....	HU	SR	3		3	0	6	3.0	1.00
9. Andrew Johnson.	BU	JR	2	DE	2	1	12	2.5	1.25
Andrew Bergeson	AUG	JR	2	LB	2	1	14	2.5	1.25



MIAC FOOTBALL

OCTOBER 9, 2008



SINGLE-GAME HIGHS

INDIVIDUAL PLAYER GAME HIGHS

Points scored.....	18	A. Bernstetter (Bethel University) vs CONCORDIA-WIS. Sep 06, 2008
	18	Cory Johnson (Concordia College) vs DICKINSON STATE Sep 13, 2008
	18	Matt Frank (Carleton College) at Cornell College Sep 13, 2008
	18	Chris Gardner (Carleton College) vs MACALESTER Sep 27, 2008
	18	Royce Winford (Augsburg College) vs ST. OLAF COLLEGE 09/27/08
Touchdowns.....	3	A. Bernstetter (Bethel University) vs CONCORDIA-WIS. Sep 06, 2008
	3	Cory Johnson (Concordia College) vs DICKINSON STATE Sep 13, 2008
	3	Matt Frank (Carleton College) at Cornell College Sep 13, 2008
	3	Chris Gardner (Carleton College) vs MACALESTER Sep 27, 2008
	3	Royce Winford (Augsburg College) vs ST. OLAF COLLEGE 09/27/08
TD responsibility.....	5	Reid Velo (Bethel University) vs CONCORDIA-WIS. Sep 06, 2008 [1r,4p]
	5	Shane Henfling (Carleton College) at Cornell College Sep 13, 2008 [0r,5p]
Points scored kicking....	8	T.J. Kloetzke (Bethel University) vs CONCORDIA-WIS. Sep 06, 2008 [1fg,5pat]
	8	Carl Hauser (Concordia College) vs DICKINSON STATE Sep 13, 2008 [1fg,5pat]
Total offense yards.....	392	Shane Henfling (Carleton College) at Cornell College Sep 13, 2008 [18r,374p]
Total offense plays.....	67	Jordan Berg (Augsburg College) vs WARTBURG COLL.(IOWA) 09/13/08 [10r,57p]
Total offense yards/play.	24.7	Elliott Herdina (Gustavus Adolphus) at Coe College Sep 13, 2008 [3-74]
Rushing yards.....	196	Ben Wartman (Univ. of St. Thomas) at Gustavus Adolphus Oct 04, 2008
Rushing attempts.....	32	Coty Watkins (St. Olaf College) vs UNIV. OF ST. THOMAS Sep 20, 2008
Yards per rush.....	24.7	Elliott Herdina (Gustavus Adolphus) at Coe College Sep 13, 2008 [3-74]
Rushing TDs.....	2	Ben Wartman (Univ. of St. Thomas) vs MACALESTER Sep 06, 2008
	2	Cory Johnson (Concordia College) vs DICKINSON STATE Sep 13, 2008
	2	James Leary (Hamline University) at Gustavus Adolphus Sep 20, 2008
	2	Jason Potts (Augsburg College) vs ST. OLAF COLLEGE 09/27/08
Longest rush.....	68	Elliott Herdina (Gustavus Adolphus) at Coe College Sep 13, 2008
Passing yards.....	397	Jordan Berg (Augsburg College) vs ST. OLAF COLLEGE 09/27/08
Passing attempts.....	57	Jordan Berg (Augsburg College) vs WARTBURG COLL.(IOWA) 09/13/08
Passing TDs.....	5	Shane Henfling (Carleton College) at Cornell College Sep 13, 2008
Longest pass.....	99	Jordan Becker (Gustavus Adolphus) vs UNIV. OF ST. THOMAS Oct 04, 2008
Passes completed.....	37	Jordan Berg (Augsburg College) vs ST. OLAF COLLEGE 09/27/08
Had intercepted.....	4	Jordan Becker (Gustavus Adolphus) vs HAMLINE UNIVERSITY Sep 20, 2008
Receiving yards.....	223	Chris Gardner (Carleton College) at Cornell College Sep 13, 2008
Receptions.....	14	M. Al-Hameed (Augsburg College) vs WARTBURG COLL.(IOWA) 09/13/08
Yards per catch.....	39.6	A. Bernstetter (Bethel University) vs CONCORDIA-WIS. Sep 06, 2008 [5-198]
Longest reception.....	99	Chad Arlt (Gustavus Adolphus) vs UNIV. OF ST. THOMAS Oct 04, 2008
Longest punt.....	61	A.C. Clothier (Univ. of St. Thomas) vs HAMLINE UNIVERSITY Sep 27, 2008
Punting avg.....	46.2	Matt Nelson (St. Olaf College) vs PACIFIC LUTHERAN Sep 13, 2008 [6-277]
Punt return yards.....	78	Leon Clark (St. Olaf College) vs UNIV. OF ST. THOMAS Sep 20, 2008
Longest punt return.....	78	Leon Clark (St. Olaf College) vs UNIV. OF ST. THOMAS Sep 20, 2008
All-purpose yards.....	223	Chris Gardner (Carleton College) at Cornell College Sep 13, 2008
Tackles.....	15.0	Paul Stommes (Gustavus Adolphus) at Coe College Sep 13, 2008 [7-8]
Sacks.....	2.0	Joe Luke (Saint John's Univ.) vs EAST TEXAS BAPTIST Sep 06, 2008 [2-0]
	2.0	Adam Mead (Augsburg College) at Crown College 09/06/08 [2-0]
	2.0	Aaron Mills (Bethel University) vs CARLETON COLLEGE Sep 20, 2008 [2-0]
	2.0	Alex Glasenapp (Augsburg College) vs ST. OLAF COLLEGE 09/27/08 [2-0]
Tackles for loss.....	5.0	M. Williams Jr. (St. Olaf College) vs UNIV. OF ST. THOMAS Sep 20, 2008 [4-2]

TEAM HIGHS (highest totals made by)

Points.....	49	Augsburg College at Crown College (09/06/08)
	49	Augsburg College vs St. Olaf College (09/27/08)
Points scored kicking....	8	Bethel University vs Concordia-Wis. (Sep 06, 2008) [1fg,5pat]
	8	Concordia College vs Dickinson State (Sep 13, 2008) [1fg,5pat]
Touchdowns.....	7	Augsburg College at Crown College (09/06/08)
	7	Augsburg College vs St. Olaf College (09/27/08)
Total offense yards.....	579	Carleton College at Cornell College (Sep 13, 2008) [205r,374p]
Total offense plays.....	95	St. Olaf College vs Univ. of St. Thomas (Sep 20, 2008) [64r,31p]
Total offense yards/play.	8.8	Bethel University vs Concordia-Wis. (Sep 06, 2008) [54-476]
Rushing yards.....	292	Concordia College vs Bethel University (Sep 27, 2008)
Rushing attempts.....	64	St. Olaf College vs Univ. of St. Thomas (Sep 20, 2008)
Yards per rush.....	6.7	Bethel University vs Concordia-Wis. (Sep 06, 2008) [32-215]
Passing yards.....	397	Augsburg College vs St. Olaf College (09/27/08)
Passing attempts.....	58	Augsburg College vs Wartburg Coll.(Iowa) (09/13/08)
Passes completed.....	37	Augsburg College vs St. Olaf College (09/27/08)
Had intercepted.....	4	Gustavus Adolphus vs Hamline University (Sep 20, 2008)
Yards per catch.....	26.1	Bethel University vs Concordia-Wis. (Sep 06, 2008) [10-261]
Yards punted.....	370	Concordia College at Saint John's Univ. (Sep 20, 2008) [10-370]
Punt return yards.....	78	St. Olaf College vs Univ. of St. Thomas (Sep 20, 2008)
Interceptions.....	4	Gustavus Adolphus at Coe College (Sep 13, 2008)
	4	St. Olaf College vs Pacific Lutheran (Sep 13, 2008)
	4	Hamline University at Gustavus Adolphus (Sep 20, 2008)
Fumbles lost.....	3	Bethel University at Wheaton College (Sep 13, 2008)
Fumbles recovered.....	4	Carleton College at Cornell College (Sep 13, 2008)
QB sacks.....	5	Bethel University vs Carleton College (Sep 20, 2008)
	5	Univ. of St. Thomas at St. Olaf College (Sep 20, 2008)
Turnovers committed.....	5	Concordia College at Willamette (09/06/08)
	5	Bethel University vs Carleton College (Sep 20, 2008)
First downs.....	28	Augsburg College vs St. Olaf College (09/27/08)



MIAC FOOTBALL

OCTOBER 9, 2008



NEWS AND NOTES

Augsburg

- Augsburg (4-0 overall, 2-0 MIAC) rallied from a 14-0 first-quarter deficit to remain unbeaten with a 24-21 victory at Hamline on Saturday. The Auggies improved to 4-0 for the first time since the 1973 season (Augsburg started 5-0 en route to a 7-2 record), and will put the unbeaten streak on the line in a meeting at 4-0 Carleton this Saturday. Augsburg has now won eight of its last 10 games, dating to last season.

- Quarterback Jordan Berg (SR, Gaylord, Minn./Sibley East HS) became Augsburg's all-time leading passer in Saturday's win over the Pipers, completing 28-of-40 passes for 311 yards and a touchdown, despite being picked off three times. Already the school's record-holder for career passing touchdowns (57) and completions (622), Berg eclipsed the remaining two career passing records on Saturday -- passing attempts (1,038) and passing yardage (6,818). Both previous records were held by Derrin Lamker (1993-97, 1,022 pass attempts and 6,624 passing yards).

- Wide receiver/cornerback Royce Winford (SR, Brooklyn Park, Minn./Osseo HS) accounted for 10 of Augsburg's 24 points. He caught eight passes for 94 yards in the game and a 12-yard touchdown in the third quarter. In addition to his touchdown catch, he also caught a two-point conversion, and earlier in the game, returned a fumble on a Hamline conversion attempt the other way for a two-point play. Winford also intercepted a pass and had two tackles on defense. With his eight catches, Winford moved into second place in Augsburg's career receptions list with 193. He is now in second place in each career receiving record -- 193 catches for 2,548 yards and 32 touchdowns -- all behind Scott Hvistendahl (1995-98), who caught 285 passes for 4,696 yards and 40 touchdowns in his career.

Bethel

- For the third consecutive year, the Bethel Royals beat the #16 Saint John's Johnnies, winning at home last weekend by a final score of 14-9. The last conference team to defeat the Johnnies three seasons in a row was St. Olaf between 1984-86. Bethel is now 5-5 against Saint John's in the last 10 years.

- Quarterback Josh Aakre (Fr., Dawson, Minn.) made his debut as a starter for the Royals and was 7-for-13 passing for 63 yards. He also ran the ball 17 times for 50 yards, including a 3-yard run for the first touchdown of the game.

- The Royals record is now 2-3 overall and 1-2 in the MIAC. Bethel is scheduled to stay at home to take on St. Olaf next Saturday, Oct. 11, beginning at 1 p.m.

Carleton

- The Knights posted a 21-7 victory over St. Olaf last week and is 4-0 for the first time since 1992. Carleton is again receiving votes in both the American Football Coaches Association

Carleton (continued)

(AFCA) and D3football.com national polls. This is the first season the Knights have appeared in either ranking. With last week's victory, Carleton re-captured the Goat Trophy, snapping the Oles' 11-game win streak in the series.

- Senior wide receiver Matt Frank (Caledonia, Minn.) had 11 catches for 131 yards and two touchdowns in Carleton's victory. This was his eighth career 100-yard receiving game, and he now sits fourth on the program's receiving chart with 2,195 yards. He had touchdown receptions of 3 and 49 yards, each time breaking tackles on his way to the end zone. This was his fifth career game with double-digit receptions.

- Senior safety Drew Ziller (Bryon, Minn./Rochester Lourdes) had a team-best 12 tackles, including a pair of huge first-half sacks, both of which helped force turnovers on downs in Carleton territory. Ziller led the Carleton defense that allowed St. Olaf to cross midfield only twice in the second half. The Knights held the Oles to a combined 3-for-19 performance on third and fourth down conversions.

Concordia

- Concordia senior defensive back Levi DeVries (Bejou, Minn./Mahnomen HS) was named as a semifinalist for the prestigious Draddy Trophy as presented by The National Football Foundation & College Hall of Fame (NFF). DeVries is a Physics and Mathematics double major who carries a 3.97 grade point average. On the field he is a four-year starter and one of the four co-captains this season. DeVries is a three-time MIAC All-Academic honoree and has been a member of the Dean's List every semester at Concordia. He was also inducted into the Sigma Pi Sigma honor society for Physics and received the Randy Kurt Bartholomaeus Scholarship.

- Concordia moved up to 23rd in the latest D3football.com national poll. That is up two spots from last week. The Cobbers are also one of the top teams in the "also receiving votes" category in the weekly American Football Coaches' Association (AFCA) poll.

- The Cobber defense is currently ranked first in the conference in scoring defense (6.5 points per game), second in overall defense (243.0 yards per game) and second in rushing yards per game (84.5). The CC defense has only allowed one touchdown in the past two games.

Gustavus

- The Gustavus football team suffered a 30-22 Homecoming loss to St. Thomas in St. Peter on Saturday. Quarterback Jordan Becker (Jr., Easton, Minn./Blue Earth Area) and wide receiver Chad Arlt (Sr., St. Michael, Minn./St. Michael-Albertville) tied the MIAC and school record for the longest pass play in a game on a 99-yard touchdown catch in the third quarter. Last year, Arlt set the record when he and Jordan Stolp



MIAC FOOTBALL

OCTOBER 9, 2008



NEWS AND NOTES (CONTINUED)

Gustavus (continued)

connected on another 99-yard touchdown reception against Augsburg. Gustavus, which is 2-2 overall and 1-2 in the MIAC, will travel to Tacoma, Wash. to face Pacific Lutheran University on Saturday at 3:30 pm CDT (1:30 pm PDT).

- Jordan Becker's 26-for-47 passing performance against St. Thomas put him in the Gustavus passing record book. His 47 attempts tied current quarterbacks coach Bob Southworth's performance against St. Thomas in 1997 for the eighth highest single-game total in Gustie history. Becker's 26 completions also tied four other players for eighth highest in a single-game.
- The fourth-quarter interception by linebacker Tony Palma (Jr., Lino Lakes, Minn./Centennial) against St. Thomas extended a 16-game streak in which Gustavus has forced at least one opponent turnover. The last game the Gustie defense did not create a turnover was on October 28, 2006 in a 41-27 victory over Augsburg.

Hamline

- The Pipers lost to Augsburg in their home opener at Klas Field on Saturday, October 4, 24-21. Hamline's record is now 1-3, 0-3 MIAC. They will travel to Saint John's on Saturday, October 11, for a 1:00 p.m. game.
- The Piper defense posted three interceptions, including two from Brady Lorenzen (Jr., Grand Meadow, Minn.). The third interception came at the hands of Dante Guthier (Jr., Sacramento, Calif.).
- Piper quarterback James Leary (Sr., Inver Grove Heights, Minn.) had two rushing touchdowns while throwing for 167 yards on 17-for-24 passing, as well as rushing for 85 yards. He also threw a 29-yard touchdown pass to Sean Lewis (Jr., Saint Paul, Minn.) to put the Pipers on the scoreboard first with just under 10 minutes remaining in the opening quarter.

Saint John's

- Saint John's fell to Bethel 14-9 on Saturday, Oct. 4 in Arden Hills. SJU turned two of its seven possessions inside the Royals' 30-yard line into a total of nine points (2-for-5 in the red zone) and outgained Bethel 359-164 in the game.
- Junior quarterback Jordan Hansel (St. Cloud, Minn./Tech) ended the day 28 of 53 passing for 256 yards. The 53 passing attempts were the second-most in a single game in school history. Junior wide receiver Ben Vanderheyden (Plymouth, Minn./Wayzata) led the Johnnies with 10 catches for 149 yards, both career highs, of which eight of the receptions went for first downs.
- SJU (3-2, 1-2 MIAC) hosts Hamline as part of Family Weekend this Saturday, Oct. 11. Kickoff is scheduled for 1 p.m. at Clemens Stadium in Collegetown. The Johnnies have won 16 of the last 17 meetings.

St. Olaf

- St. Olaf (3-2, 1-2 MIAC) dropped a 21-7 decision to Carleton on Saturday snapping the Oles' 11-game winning streak over the crosstown college, dating to the 1996 season.
- St. Olaf trailed 21-0 before Leon Clark took two direct snaps for a combined 80 yards and a score to cut the deficit to 21-7. The Carleton defense then held St. Olaf on its final five drives of the game, forcing the Oles to turn it over on downs four times... In the game, the Oles were a combined 3-for-19 on third and fourth down conversions.
- St. Olaf plays at Bethel University on Saturday at 1 p.m. St. Olaf has not won at Bethel since 1992.

St. Thomas

- St. Thomas (3-1 overall, 2-1 MIAC) posted a 30-22 win at Gustavus last Saturday -- its fourth win over the Gusties in the last five meetings. The victory let the Toms surpass their 2007 win total and began a challenging stretch of games as UST plays next at Concordia; is home to face St. John's and high-flying Carleton; is at Augsburg; then is home to face Bethel.
- Sophomore Ben Wartman was named MIAC Offensive Player of the Week. He rushed for a career-high 196 yards on 27 carries with two TDs at Gustavus. He also recovered a Gustie fumble on special teams. Wartman's 32-yard touchdown run in the first quarter put UST ahead 6-0 and set the tone. His 60-yard run in the final 3:00 of the first half led to a short TD that put UST ahead 16-0 at halftime. Wartman's rushes moved the chains nine times with first downs on the day to help UST build 39:28 in time of possession. Wartman, a converted receiver, ranks in the top two of MIAC running backs in running yards, yards per rush and TDs. He has 308 rushing yards in his last six quarters.
- The Toms have outscored foes 41-7 in the first quarter after being outscored 125-41 in the first period in 2007. Coach Glenn Caruso's Tommies have scored first in all four games. UST has only six turnovers through four games after committing 15 in an 0-4 start in 2007. Tommie QBs have been sacked just four times in four games after being sacked 35 times in 10 games in 2007. St. Thomas has won 11 of its last 17 MIAC road games.